

Masonry wall - Sleeve & Angle (S&A)

Health and safety

This process must be undertaken by competent persons. More than one person may be required to ensure the safe handling of large dampers and other materials.

Use must be made of access equipment to ensure unsafe practices are not used to approach walls or difficult access areas.

Standard site PPE should be used (minimum steel toe cap boots, hard hat); together with any protective eyewear, gloves and masks, when drilling or cutting is being undertaken. The latter should also be used when handling the wall construction materials, as defined by the material suppliers. If loud equipment is being used, hearing protection should be used.

All waste materials should be collected and disposed of as defined by the relevant supplier.

Damper installation method

- 1) Rivet steel duct, (by others) to damper spigot on non access side, using steel rivets.
- 2) Rivet support angle cleats, supplied by Actionair, to duct section.
- 3) Suspend the damper from the ceiling, using 10mm studding drop rods.
- 4) Fix 4-off angles to steel duct, non access side, using steel rivets.

Actuator fitting (If required)

- 1) The control mode/actuator should then be fitted using the instructions supplied with it.
- 2) Using the supplied drilling template, drill into the ductwork and fit the Electrical Thermal Release (ETR) into the duct (as good practice, this should be towards the top of the duct)
- 3) A special feature of the Actionair SmokeShield modes is that they may be adjusted from pointing straight out along the duct (standard configuration) through 90° to point either up or down if required.
- 4) The mode should be wired into the system using the site wiring detail, plus the details shown on the label.

Note: If the mode/actuator fitting instructions are missing, please contact the Actionair sales office for a new copy.

Commissioning

The procedure detailed under periodic maintenance should be followed


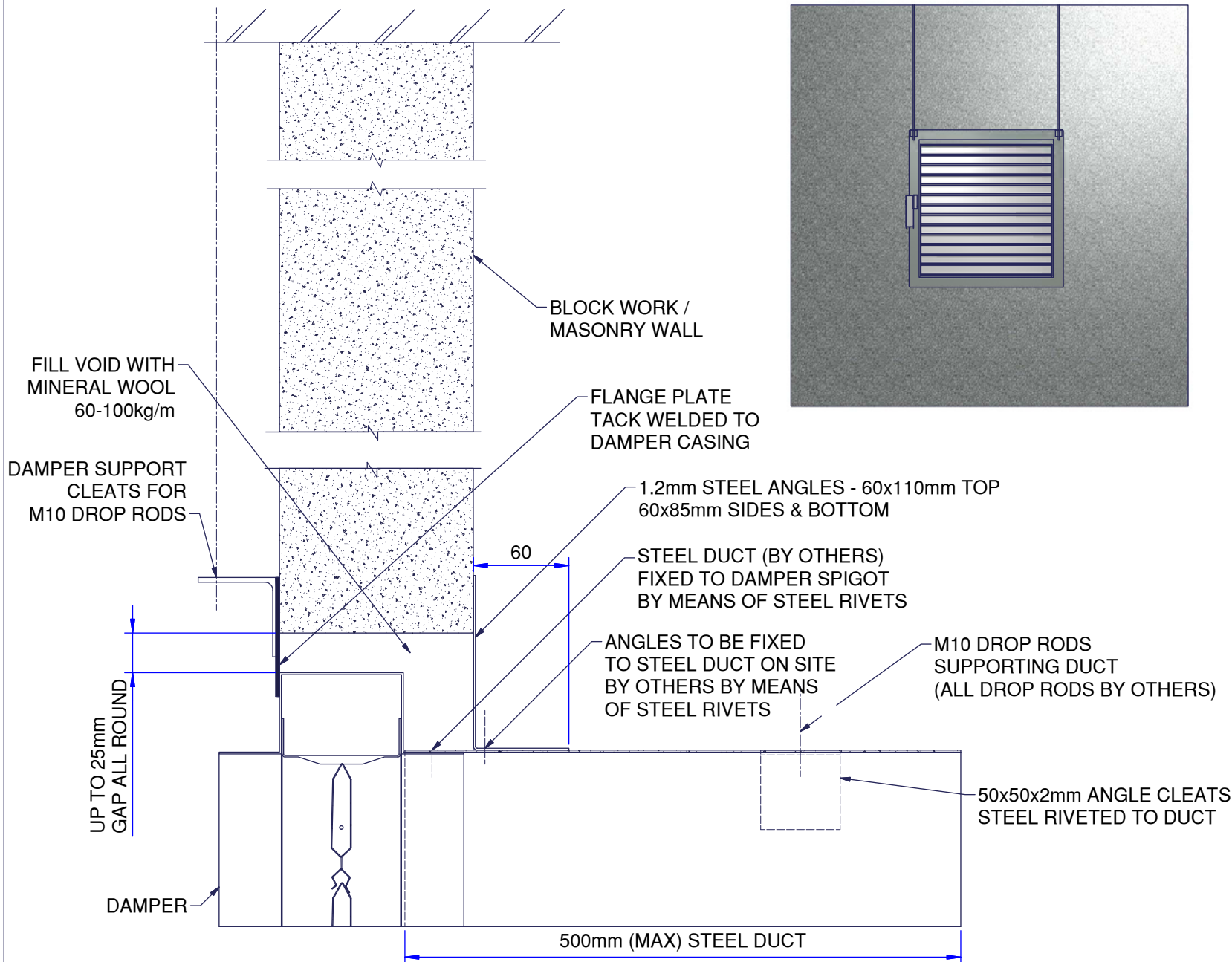
Periodic maintenance

As detailed in BS 9999:2008

- 1) For dampers this is generally at least once per year for units with spring operation.
- 2) Units operating in dust laden atmospheres, should be checked more often to suit the severity of the system
- 3) Units associated with systems may be required to be checked, as part of the system, as often as once per week or month to ensure ongoing confidence in the life safety system. This may be seen as analogous to fire alarm systems.

Procedure

- 1) The units should be carefully inspected and cleaned of dust and debris
- 2) The units should then be lubricated with a light oil, by wiping this over all the surfaces
- 3) The mode should be operated to ensure that it is moving the blades from open to closed and the reverse.
- 4) If the micro switches (in the mode) are being used, it should be checked that they are actually indicating that the blades are open or closed. This is done by running a cycle and checking both the blades (open and closed) and the indication that the micro switches are feeding back to.



IF YOUR PROPOSED INSTALLATION DETAIL DIFFERS FROM THAT SHOWN, PLEASE DISCUSS THIS WITH THE BUILDING CONTROL AUTHORITY (BCA) USING THIS DOCUMENT AND THE ASSOCIATED FIRE TESTS, ASSESSMENTS AND OTHER DOCUMENTS SHOWN BELOW, SO THE BCA CAN DECIDE WHETHER YOUR PROPOSED METHOD DIFFERS SUFFICIENTLY FOR IT TO BE UNACCEPTABLE TO THEM (THE BCA)

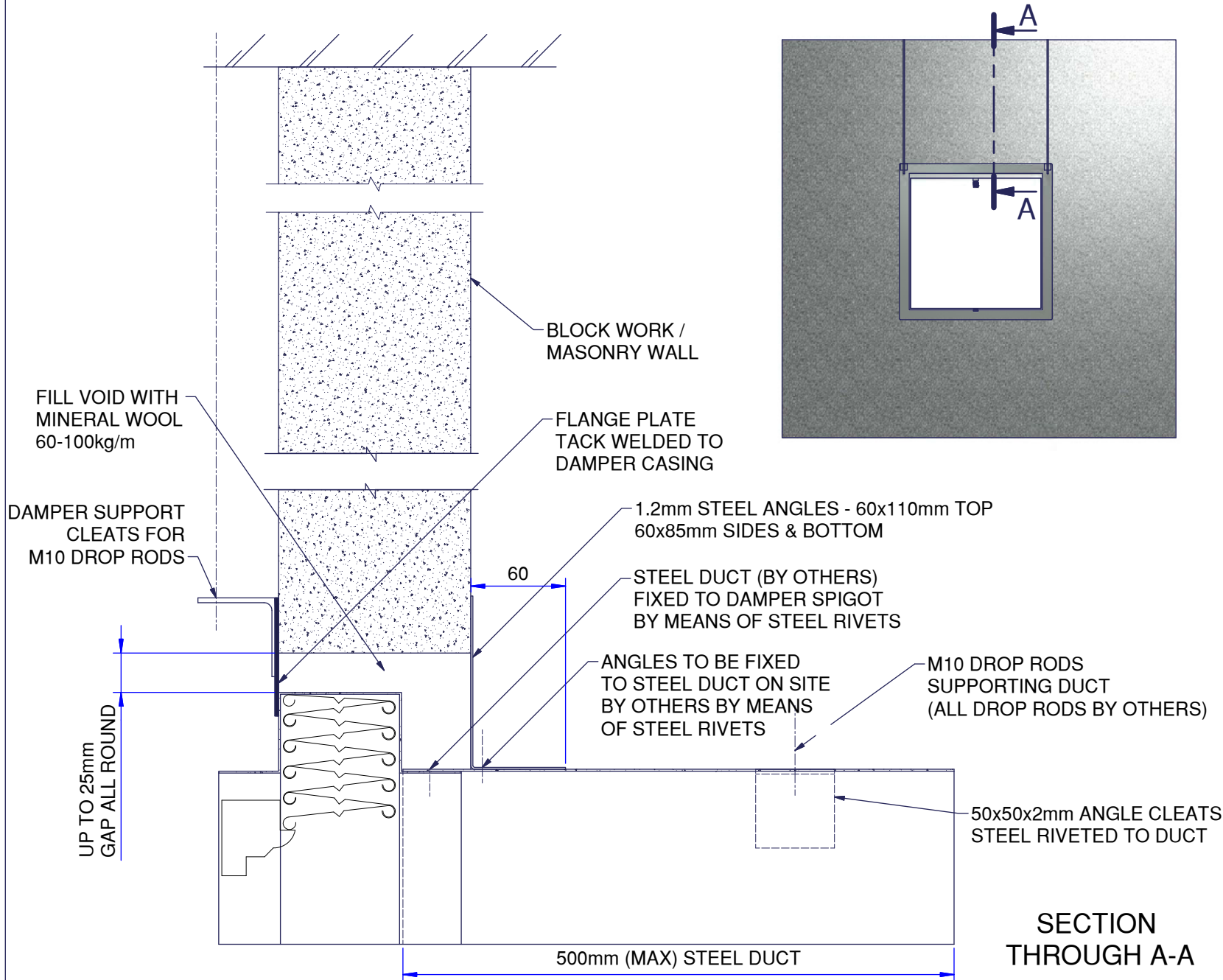
APPLICABLE ASSESSMENT
BS EN1366-2
BRE CC270714A

ACTIONAIR REF: AA/F10716 (A)

120 MINUTES
FIRE RESISTANCE
INTEGRITY & LEAKAGE

www.actionair.co.uk
 VERTICAL APPLICATION
 SMOKE SHIELD + S & A
 MASONRY WALL
 DAMPER SIZE RANGE (mm):
 200 x 200 TO 1000 x 1000

CONNECTING DUCTWORK OMITTED FOR CLARITY



IF YOUR PROPOSED INSTALLATION DETAIL DIFFERS FROM THAT SHOWN, PLEASE DISCUSS THIS WITH THE BUILDING CONTROL AUTHORITY (BCA) USING THIS DOCUMENT AND THE ASSOCIATED FIRE TESTS, ASSESSMENTS AND OTHER DOCUMENTS SHOWN BELOW, SO THE BCA CAN DECIDE WHETHER YOUR PROPOSED METHOD DIFFERS SUFFICIENTLY FOR IT TO BE UNACCEPTABLE TO THEM (THE BCA)

APPLICABLE ASSESSMENT
 BS EN1366-2
 BRE CC270714B

ACTIONAIR REF: AAF10717(A)

**120 MINUTES
 FIRE RESISTANCE
 INTEGRITY**

www.actionair.co.uk
 VERTICAL APPLICATION
 FIRE SHIELD + S & A
 MASONRY WALL
 DAMPER SIZE RANGE (mm):
 100 x 100 TO 1250 x 1000

SECTION THROUGH A-A